

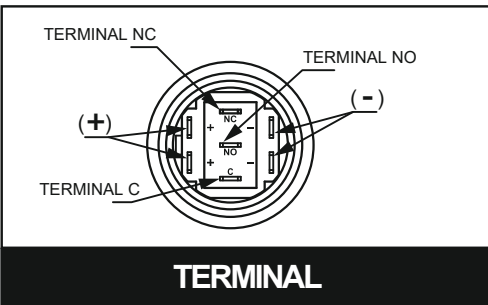
Anti vandal switch $\varnothing 19\text{mm}$



APPLICATIONS / MARKETS

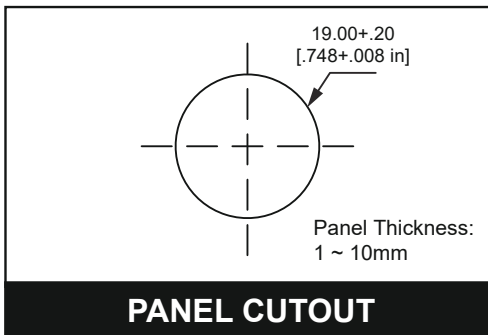


DESCRIPTION



C = Common
NO = Normally open
NC = Normally closed

Terminals (-) and (+) used with Illum. option only



ORDER CODE

Series	Actuator Options	Terminal Options	Function Options	Material Options	Illumination Style Options	LED-Color Options	Illumination Voltage Options	Graphic Options
L19T	F- Flat	NONE- Solder-lug (2.8x0.5) C- Wire-leads 300mm long P- Plug connector	M- Momentary 1- 1NO1NC Z- Alternated 1- 1NO1NC	S- Stainless steel A- Anodized aluminum	D- Dot illum. R- Ring illum. NONE- non-illum. PS- Power backlit symbol PY- Ring illum. & Power backlit symbol	W- White Y- Yellow B- Blue G- Green R- Red 3A- *Red/ Green/ Blue + -Common Anode NONE- Common Cathode	NONE- Base Voltage* 3.3V 6V 12V 24V 36V 110V 220V	NONE- Non-marking LE- Laser etched

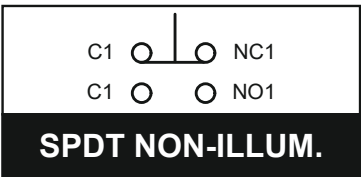
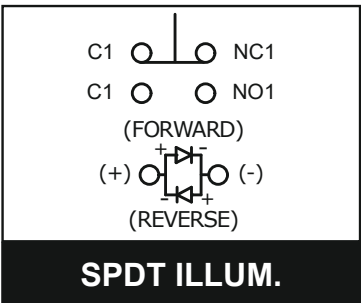

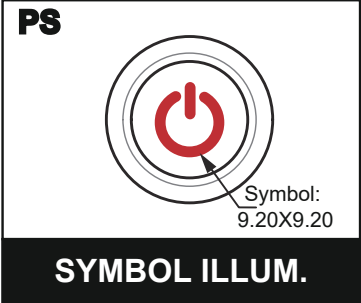
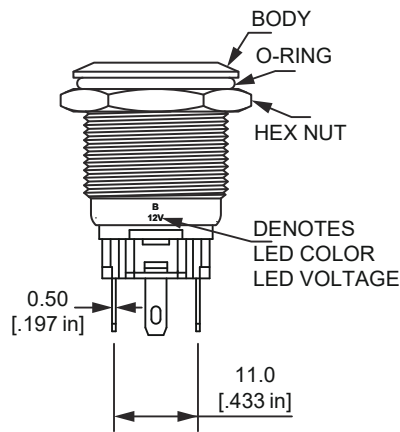
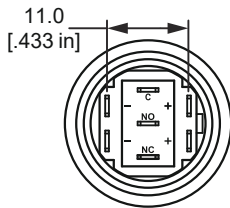
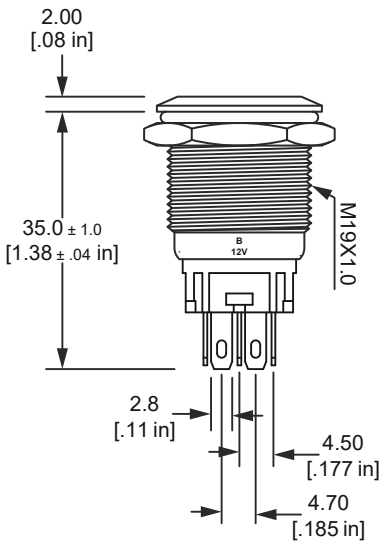
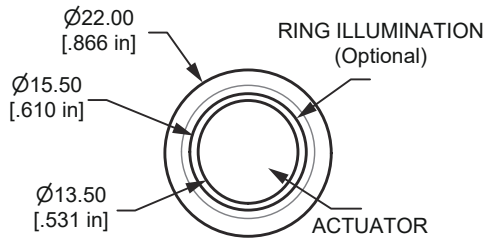
NOTES:
* Base voltage on LEDs:
1.8V @ 20mA for Red and Yellow LED colors
2.8V @ 20mA for Blue, Green and White LED colors
* 3A colors: LED polarity selection

TECHNICAL DATA

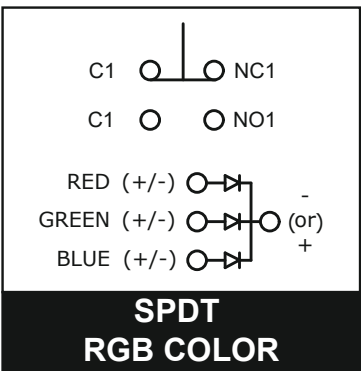
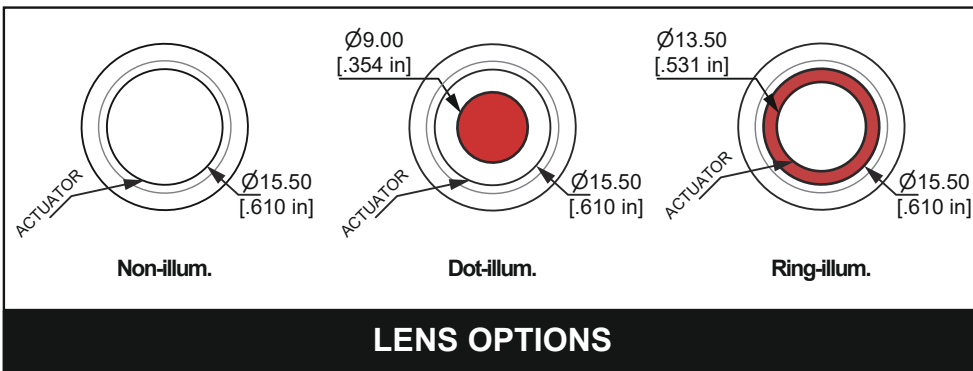
Type	L19T-F
Illuminated Options	Non-Illuminated/ Ring Illuminated/ Dot Illuminated
Terminal	Solder lug (2.8X0.5)
Max. Switch Rating	Ith: 3A Ui: 250VAC
Contact Resistance	≤50mΩ
Insulation Resistance	≥1000mΩ
Dielectric Strength	2000VAC
Operation Temp	-20 °C ~ +55 °C
Mechanical Life	1,000,000 Cycles
Electrical Life	100,000 Cycles
Contact Material	Silver Alloy
Torque	5 ~ 14Nm
Operation Pressure	approx. 5N
Protection	IP65/ IK10
Material	
Actuator	Stainless steel/ Anodized aluminum
Body	Stainless steel/ Anodized aluminum
Base	PBT
	LED
Color	3.3V/ 6V/ 12V/ 24V/ 36V/ 110V/ 220V R G Y B W Approx, 40,000 hours

Anti vandal switch $\phi 19\text{mm}$

MOMENTARY

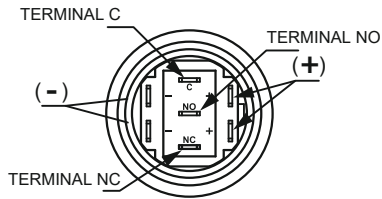


ILLUM. OPTIONS



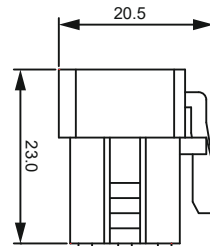
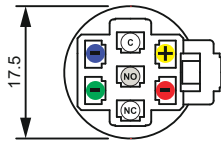
Anti vandal switch $\varnothing 19\text{mm}$

Plug



C = Common
NO = Normally open
NC = Normally closed

Terminals (-) and (+) used with Illum. option only



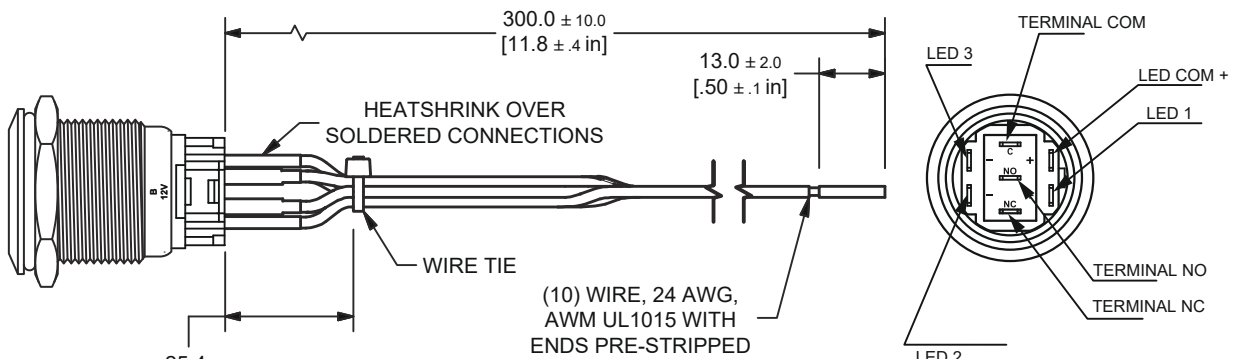
AWG20-22
L=150mm or request

Anti vandal switch $\phi 19\text{mm}$

WIRE LEAD

SWITCH	WIRE	LENGTH
SW-COM	WIRE, 24AWG AWM UL1015, WHITE	300.0 [11.8 in]
SW-NO	WIRE, 24AWG AWM UL1015, GREY	300.0 [11.8 in]
SW-NC	WIRE, 24AWG AWM UL1015, BLACK	300.0 [11.8 in]
LED COM	WIRE, 24AWG AWM UL1015, YELLOW	300.0 [11.8 in]
LED 1	WIRE, 24AWG AWM UL1015, RED	300.0 [11.8 in]
LED 2	WIRE, 24AWG AWM UL1015, Green	300.0 [11.8 in]
LED 3	WIRE, 24AWG AWM UL1015, Blue	300.0 [11.8 in]

** WIRE LEADS PROVIDED ARE DEPENDANT ON THE FUNCTION AND/OR ILLUMINATION SELECTED **



BOTTOM VIEW
SHOWN WITHOUT
WIRING

NO = Normally open
NC = Normally closed

Terminals (-) and (+) used with Illum. option only

