




Applications / Markets



SPECIFICATIONS

Electrical Rating: 21A, 24VDC
Mechanical Life: 1,000,000 Cycles
Electrical Life: 50,000 Cycles
Contact Resistance: 50m Ω Max.
Insulation Resistance: 1000 M Ω Min.
Dielectric Strength: 2,000VAC
Operating/Storage Temperature: -20 $^{\circ}$ C to 55 $^{\circ}$ C
Travel: 1.50mm
Moisture Protection: IP67
Actuation Force: 4N
Panel Thickness: 1-11mm
Mounting Nut Torque: 5-14Nm
LED state for output image option :
 1 LED : the LED is ON when the output is closed.
 2 LEDs : first color is ON when the output is open. Second color is ON when the output is closed.

FEATURES & BENEFITS

- 19mm diameter panel cutout
- Backlit label kit option
- Variety LED option
- Dot, ring or power symbol illumination available
- Multiple actuator options
- Pilot indicator option
- IP65 rated,
- Momentary Off-(On), Latching Off-On

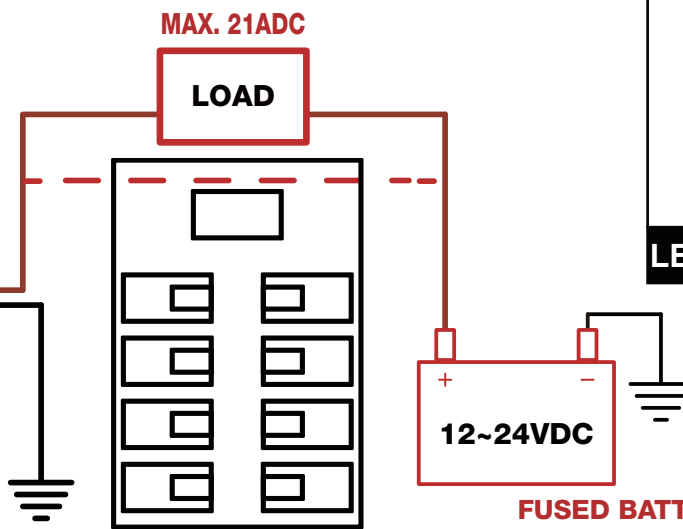
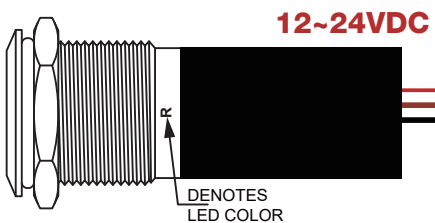
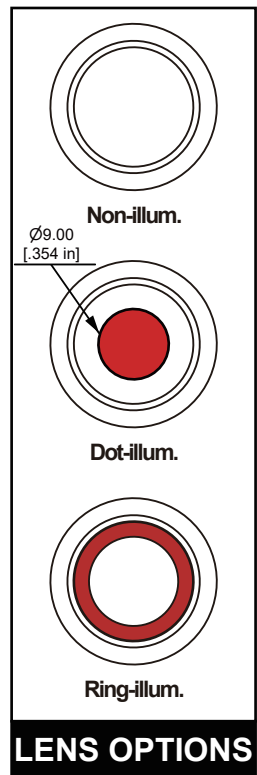
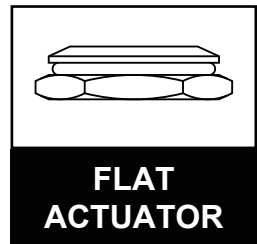
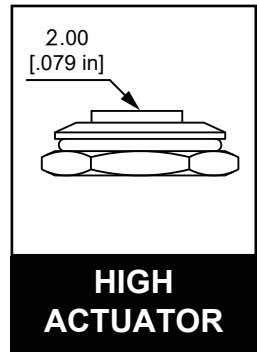
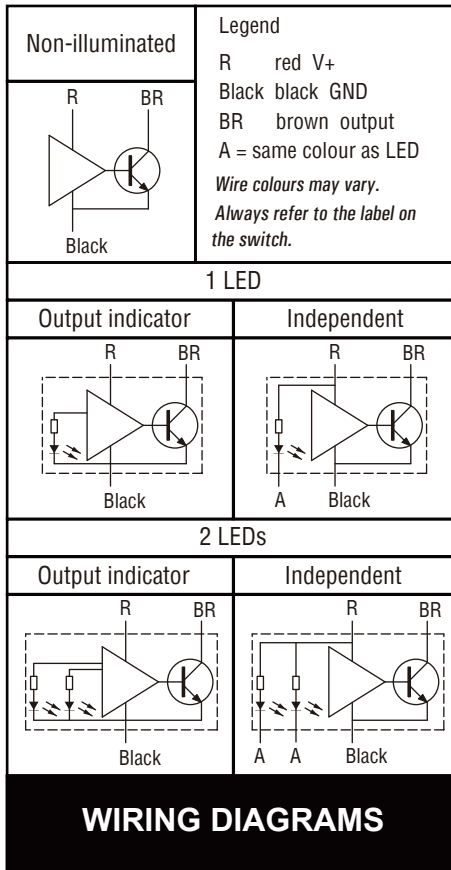
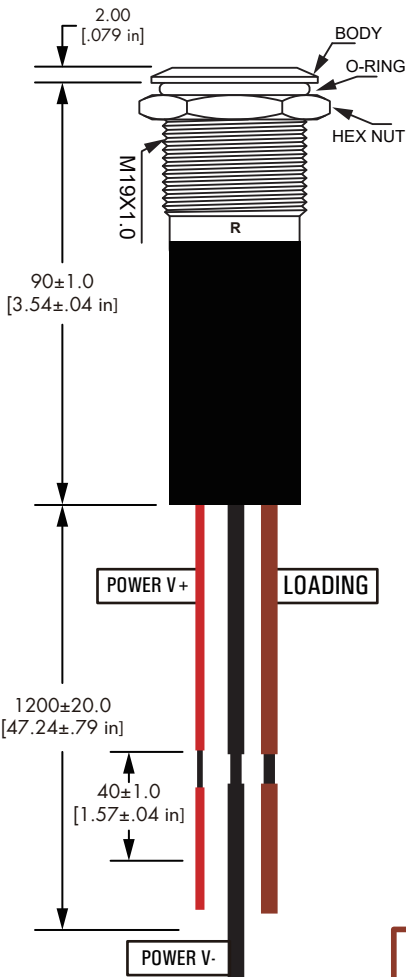
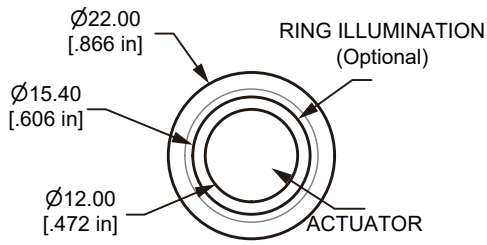
PART NUMBER CONFIGURATOR

Series	Actuator Options	Terminal Options	Function Options	Rating Options	Material Options	Illumination Style Options	LED-Color Options	Illumination Voltage Options	LED Functions	Graphic (Optional)
L19Y	<input type="checkbox"/> F - Flat H - High	<input type="checkbox"/> C - Cable*	<input type="checkbox"/> M - Momentary Off-(On) Z - Latching Off - On	<input type="checkbox"/> NONE - Max. 21A24V DC	<input type="checkbox"/> S - Stainless Steel A - Black Anodized	<input type="checkbox"/> NONE - Non-Illuminated D - Dot Illumination R - Ring Illumination X - Backlit Label Kit***	<input type="checkbox"/> NONE - Non-Illuminated W - White R - Red O - Orange G - Green B - Blue Y - Yellow RG - Red/Green RB - Red/Blue	<input type="checkbox"/> NONE - Non-Illuminated 1 - Base Voltage**	<input type="checkbox"/> S - Independent C - Output indicator	<input type="checkbox"/> LE - Laser etched

NOTES:
 () denotes function is momentary
 * Cable length 1200mm
 ** The base voltage for rating
 *** 5 ICON labels included, 5 icon labels included, Flat actuator only

Specifications subject to change without notice

High current anti vandal switch $\varnothing 19\text{mm}$



! Important: Proper wiring must be followed!
Improper wiring may cause damage to switch